



Arab Republic of Egypt
Ministry of Communications
and Information Technology

ICT Indicators in Brief

May 2018 | Monthly Issue





Mobile Phones



Mobile Subscription



Mobile Penetration

Million Subscription

%

99.91

Apr. 2017

111.45

99.13

Mar. 2018

108.82

97.68

Apr. 2018

107.06

-1.47

Monthly Growth Rate (%)

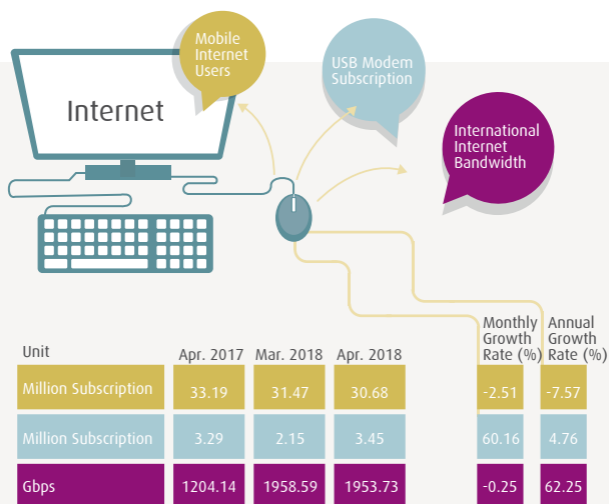
-1.75

-2.23

Annual Growth Rate (%)

-4.39

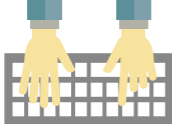
Source: Ministry of Communications and Information Technology
National Telecom Regulatory Authority



Source: Ministry of Communications and Information Technology
National Telecom Regulatory Authority

	Unit	2017/2018
Internet Users *	Million Users	37.9
Internet Penetration *	%	44.3

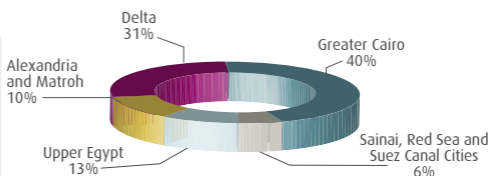
*According to results of "ICT Access and Use by Households and Individuals Survey for 2017/2018"



ADSL and Mobile Internet Users

	Apr. 2017	Mar. 2018	Apr. 2018	Unit	Monthly Growth Rate (%)	Annual Growth Rate (%)
ADSL Subscription	4.57	5.53	5.64	Million Subscription	1.88	23.46
Proportion of Mobile Internet Users of Total Mobile Subscription	33.22	31.74	31.41	%	-0.33	-1.81

ADSL Subscriptions Regional Distribution




Source: Ministry of Communications and Information Technology
National Telecom Regulatory Authority
Telecom Egypt



Fixed Telephones

	Unit	Apr. 2017	Mar. 2018	Apr. 2018
Local Exchange Capacity	Million Lines	19.06	19.85	19.86
Fixed Lines Subscription	Million Subscription	6.55	7.24	7.47
Fixed Lines Penetration	%	7.19	7.64	7.64
Number of Local Exchanges	Exchange	1550	1517	1517
Number of Local Exchanges in Rural Areas	Exchange	1081	1051	1051



	Monthly Growth Rate (%)	Annual Growth Rate (%)
Local Exchange Capacity	0.07	4.25
Fixed Lines Subscription	3.21	14.10
Fixed Lines Penetration	0.00	0.45
Number of Local Exchanges	0.00	-2.13
Number of Local Exchanges in Rural Areas	0.00	-2.78

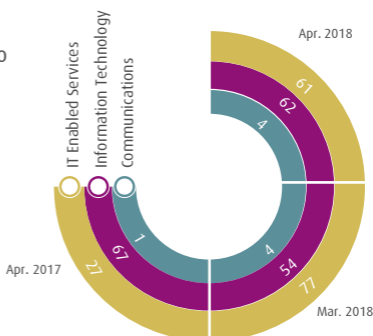
Source: Ministry of Communications and Information Technology
Telecom Egypt

Number of Newly Established ICT Companies and Issued Capital**

Unit		Apr. 2017	Mar. 2018	Apr. 2018
Issued Capital of Newly Established ICT Companies	Million EGP			
	Communications	0.01	0.33	0.63
	Information Technology	19.25	109.08	21.33
	IT Enabled Services	15.94	15.61	27.75
Total		35.20	125.02	49.70
Number of Newly Established ICT Companies	Companies			
	Communications	1	4	4
	Information Technology	67	54	62
	IT Enabled Services	27	77	61
Total		95	135	127

Distribution of ICT Companies According to Activities

- Communications
- Information Technology
- IT Enabled Services



* Most of newly established ICT Companies were small and micro enterprises.

Source: Ministry of Investment
General Authority for Free Zones and Investment

Egypt's Stock Exchange Telecommunications Index

Apr. 2017	640
Mar. 2018	643
Apr. 2018	585
Unit	Point
Monthly Growth (%)	-58
Annual Growth (%)	-55

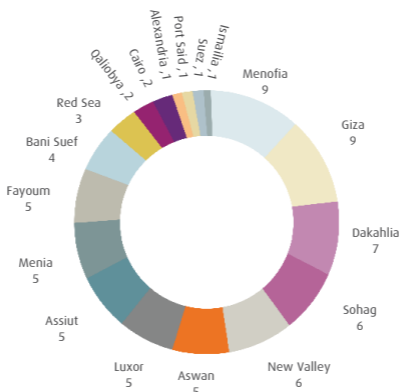
This index includes three companies operating in the ICT Sector and listed in Egypt Stock Exchange. These companies are: Telecom Egypt, Orang and Orascom Telecom



Telecenters

In line with the Ministry of Communications and Information Technology (MCIT) strategy in promoting the role of IT in an effective and sustainable manner for community development, MCIT has activated "IT Clubs in Community Development" Project, the total number of IT Clubs in Egypt reached 77.

Regional Distribution of Telecenters



Source: Ministry of Communications and Information Technology
Egypt ICT Trust Fund
Telecenters Department



Post Services

	Unit	Mar. 2016	Feb. 2017	Mar. 2018
Average Number of People Served by each Post Office	Thousand People	22.73	23.01	23.05
Number of Pensions Distributed through Post Offices	Million	5.32	6.07	6.04
Number of Instant Postal Financial Transfers	Thousand Transfers	1482	1486	1532

Number of Post Offices

	Number of Post Offices	Monthly Change Rate (%)	Annual Change Rate (%)
Mar. 2016	3938	0.00	0.38
Feb. 2017	3953	0.15	1.39
Mar. 2018	3953	-0.49	13.53
Unit	Office	3.10	3.37

Source: Ministry of Communications and Information Technology
Egypt Post

