



Arab Republic of Egypt  
Ministry of Communications  
and Information Technology

# ICT Indicators in Brief

December 2017 | Monthly Issue





# Mobile Phones



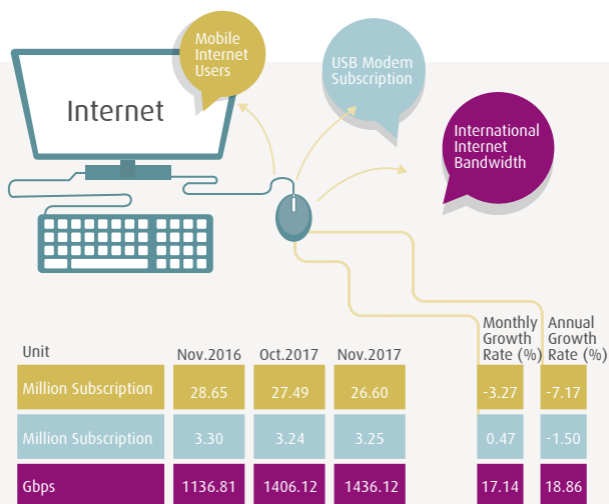
Mobile Subscription



Mobile Penetration

Million Subscription		%	
97.40	Nov.2016	109.45	
99.82	Oct.2017	110.37	
100.69	Nov.2017	111.17	
0.88	Monthly Growth Rate (%)	0.81	
3.38	Annual Growth Rate (%)	1.72	

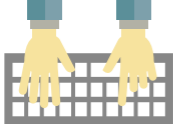
Source: Ministry of Communications and Information Technology  
National Telecom Regulatory Authority



Source: Ministry of Communications and Information Technology  
National Telecom Regulatory Authority

	Unit	2016/2017
Internet Users *	Million Users	33.7
Internet Penetration *	%	41.2

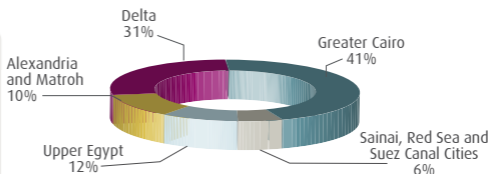
\* According to results of "ICT Access and use by households and individuals survey for 2016/2017".



## ADSL and Mobile Internet Users

	Nov. 2016	Oct. 2017	Nov. 2017	Unit	Monthly Growth Rate (%)	Annual Growth Rate (%)
ADSL Subscription	4.60	5.05	5.11	Million Subscription	1.06	10.98
Proportion of Mobile Internet Users of Total Mobile Subscription	29.42	27.54	26.41	%	-1.13	-3.00

### ADSL Subscriptions Regional Distribution




**Source:** Ministry of Communications and Information Technology  
National Telecom Regulatory Authority  
Telecom Egypt



## Fixed Telephones

	Unit	Nov. 2016	Oct. 2017	Nov. 2017
Local Exchange Capacity	Million Lines	18.64	17.92	18.06
Fixed Lines Subscription	Million Subscription	6.45	6.58	6.67
Fixed Lines Penetration	%	7.19	6.81	6.8
Number of Local Exchanges	Exchange	1522	1550	1550
Number of Local Exchanges in Rural Areas	Exchange	1078	1081	1081



	Monthly Growth Rate (%)	Annual Growth Rate (%)
Local Exchange Capacity	0.75	-3.13
Fixed Lines Subscription	1.39	3.39
Fixed Lines Penetration	-0.15	-5.42
Number of Local Exchanges	0.00	1.84
Number of Local Exchanges in Rural Areas	0.00	0.28

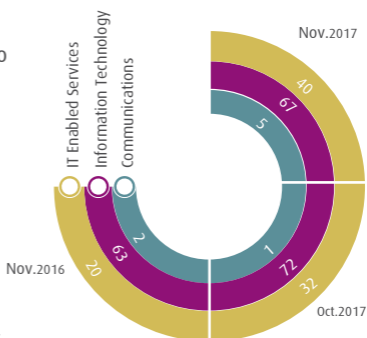
**Source:** Ministry of Communications and Information Technology  
Telecom Egypt

# Number of Newly Established ICT Companies and Issued Capital

Unit		Nov. 2016	Oct. 2017	Nov. 2017
Issued Capital of Newly Established ICT Companies	Million EGP			
	Communications	2.00	0.50	1.11
	Information Technology	14.26	25.04	9.85
	IT Enabled Services	6.35	6.71	14.01
Total		22.61	32.25	24.97
Number of Newly Established ICT Companies	Companies			
	Communications	2	1	5
	Information Technology	63	72	67
	IT Enabled Services	20	32	40
Total		85	105	112

## Distribution of ICT Companies According to Activities

- Communications
- Information Technology
- IT Enabled Services



**Source:** Ministry of Investment  
General Authority for Free Zones and Investment

\* Most of newly established ICT Companies were small and micro enterprises.

## Egypt's Stock Exchange Telecommunications Index

Nov. 2016	567
Oct. 2017	653
Nov. 2017	709
Unit	Point
Monthly Growth (%)	56
Annual Growth (%)	142

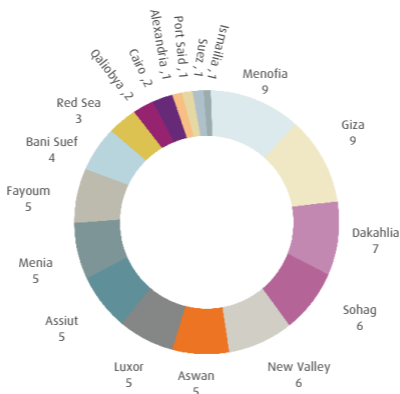
This index includes three companies operating in the ICT Sector and listed in Egypt Stock Exchange. These companies are: Telecom Egypt, Orang and Orascom Telecom



## Telecenters

In line with the Ministry of Communications and Information Technology (MCIT) strategy in promoting the role of IT in an effective and sustainable manner for community development, MCIT has activated "IT Clubs in Community Development" Project, the total number of IT Clubs in Egypt reached 77.

### Regional Distribution of Telecenters



**Source:** Ministry of Communications and Information Technology  
Egypt ICT Trust Fund  
Telecenters Department



## Post Services

	Unit	Oct. 2016	Sep. 2017	Oct. 2017
Average Number of People Served by each Post Office	Thousand People	22.63	22.90	22.92
Number of Pensions Distributed through Post Offices	Million	5.59	5.53	5.9
Number of Instant Postal Financial Transfers	Thousand Transfers	1264	1003	1539

### Number of Post Offices

	Unit	Monthly Change Rate (%)	Annual Change Rate (%)
Oct. 2016	3926	0.05	0.51
Sep. 2017	3944	0.10	1.27
Oct. 2016	3946	6.69	5.55
Unit	Office	53.44	21.76

**Source:** Ministry of Communications and Information Technology  
Egypt Post

